

LOW NOISE SF291 JFET

Introduction

The DSt Sensor Technologies Ltd – JFET SF291 has been approved by the Max Plank Institut fur Kern Physik in Heidelberg for the LEGEND project proving best in class performance for low intrinsic radioactivity, low noise and high sensitivity. LEGEND is one of the biggest Physics projects (Scaled up GERDA) which aims to develop a phased, 76Ge-based discovery of neutrinoless double-beta decay experiment with half-life beyond 1E28 years. An extremely rare event to detect!

<https://www.mpp.mpg.de/en/research/astroparticle-physics-and-cosmology/gerda-and-legend-the-nature-of-the-neutrino/legend-future-of-germanium-detectors/>

Neutrinoless double-beta decay is only possible if neutrinos are their own antiparticle. Whether they are or not is not known, even though neutrinos are a fundamental ingredient for nuclear fission, nuclear fusion and the evolution of the universe and, thus, well researched. If they are their own antiparticle, this also contributes to one possible explanation for the disappearance of antimatter.


1.1 DESCRIPTION

The SF291 is a 3 terminal N-channel Low Noise JFET for amplifier applications requiring high transconductance and low noise.

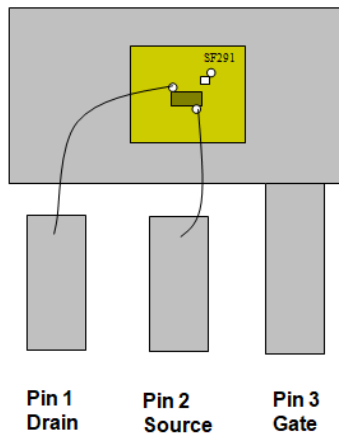
The device can be offered as an unsawn wafer with backside gold, or in a

1.2 FEATURES

- Low Noise.
- High Transconductance
- Low leakage



SF291 Die Layout



TO92 Pin-out

1.0 1.0 ABSOLUTE MAXIMUM RATINGS

PARAMETER	RATING	UNITS
Drain Supply voltage	25	V
Drain Supply current	75	mA
Operating Temperature, T _o	0 to 85	°C
Storage Temperature, T _s	-40 - +105	°C

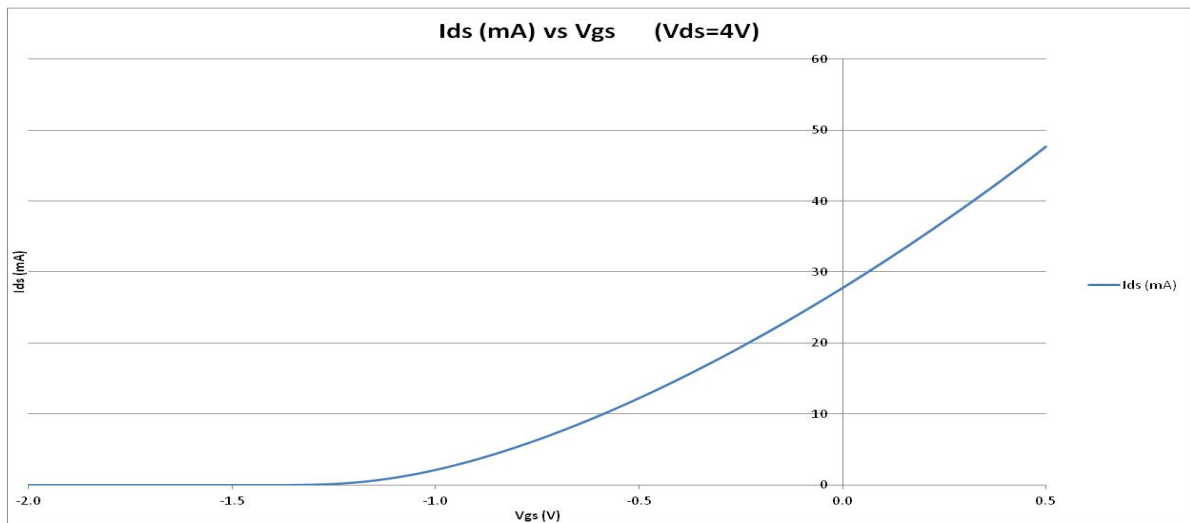
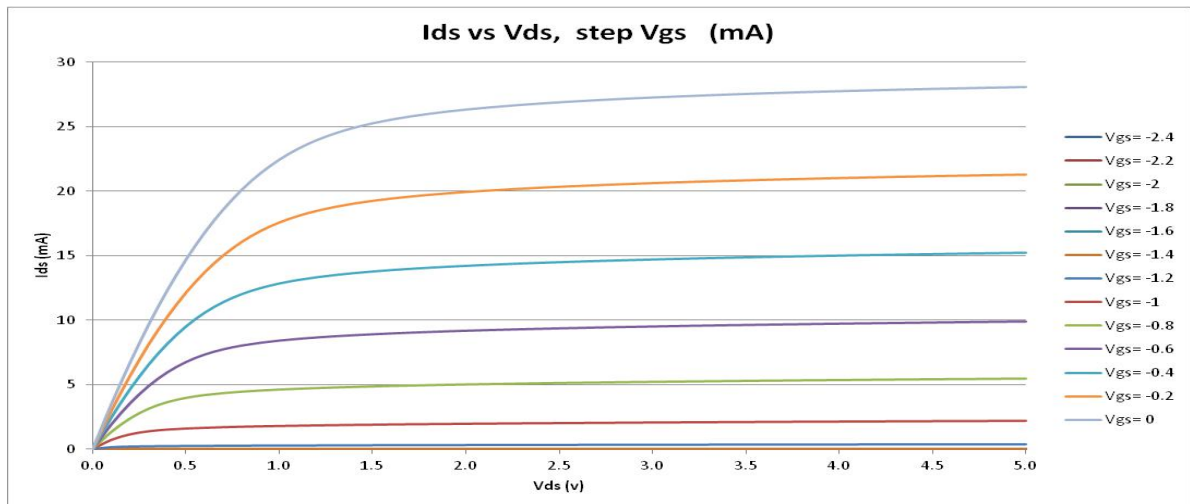
2.0 2.0 MECHANICAL SPECIFICATION

PARAMETER	RATING	UNITS
Chip size LxBxH	0.9 x 0.9 x 0.3	mm
Gate contact	On back-side, gold back-metal	
Bond pad sizes		microns

3.0 3.0 ELECTRICAL SPECIFICATION

PARAMETER	SYMBOL	TEST CONDITIONS	SPEC	UNIT
Common-source forward trans-conductance.	g _{fs}	V _{gs} = 0V, V _{ds} = 3V	25 to 45	mS
Gate-source cut-off voltage	V _{cutoff}	V _{ds} = 3V, I _{ds} = 1uA	-0.8 to -2.5	V
Drain Current	I _{dss}	V _{ds} =3V, V _{gs} =0V	10 to 50	mA
Input capacitance	C _{iss}	V _{ds} =0V, V _{gs} =0V	8 (typical)	pF
Gate-Source breakdown	BV _{gss}	V _{ds} = 0, I _{gs} =1nA	< -15V	V

3.1 ELECTRICAL CURVES



4.0 TYPICAL NOISE DATA

Noise in nVroot(Hz)

10Hz	100Hz	1kHz	10kHz	100kHz	Vgs
1.25	0.89	0.85	0.82	0.66	1.12

Vds =3V, Ids= 10mA

5.0 APPLICATION NOTE

As typically used in Nuclear Particle Detection

Overview: Front End Electronics

